

Smallest Size Items: 13 weeks (1 ounce) - 15 weeks (-2.47 ounce)

Blankets, Buntinge, or Corner Hood Blankets: 6.5 x 6.5 inches

- these should be made with a pillow pad and swaddle sheet because the baby will be very Mizuko. Pad should be 4" x 2".
 - The smallest hat or bonnet should fit a walnut and have lots of stretch, if a hat.
- 13-15 weeks

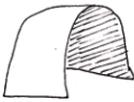

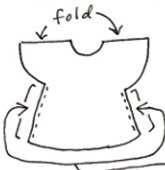
Gowns: 2.5" neck to hem, 2" across wrist to wrist



Pattern (includes seam allowance)



INSTRUCTIONS FOR ANGEL WING GOWN

- ①  ← fold fabric in equal halves, wrong side out.
- ②  ← lay pattern on fabric with shoulders lined up to the fold. Trace lightly with pencil.
- ③ Cut out gown shape. Open up and lay flat.
Make a double folded hem all along both sides.
- ④  → stitch up sides
- ⑤ Cut up center of back from hem to neck. Turn Right side out.



- ⑥ Finishing: finish back opening edges with double fold, trim neck line with double fold or ribbon with some lace stitched on, leaving extra at back for ties, hem and trim sleeves and hem line.



*For the small gowns I make the double fold out of the same fabric the gown is made of. It is much softer than commercial double fold.

These gowns are all hand sewn due to their size.